



US00D459188S

(12) **United States Design Patent**
Gardiner et al.

(10) **Patent NO.:** **US D459,188 S**

(45) **Date of Patent:** **** Jun. 25,2002**

- (54) **BLADE LIFTER**
- (75) Inventors: **Walter A. Gardiner**, Waccabuc; **Oleh Stecyk**, Kerhonkson, both of NY (US)
- (73) Assignee: **Imperial Schrade Corp.**, Ellenville, NY (US)
- (**) Term: **14 Years**
- (21) Appl. No.: **291137,780**
- (22) Filed: **Feb. 27, 2001**
- (51) **LOC (7) Cl.** **08-03**
- (52) **U.S. Cl.** **D8/99**
- (58) **Field of Search** D8/20, 98, 99, D8/100; 301151, 152, 153, 154, 155, 156, 157, 158, 159, 160, 161, 162

5,983,506 A	111999	Glesser	301340
D418,383 S	112000	Bradichansky	D8/99
D422,871 S	412000	Terzuola	D8/99
D422,875 S	412000	Beck	D8/105
D425,390 S	* 512000	Collins	D8/99
D425,391 S	512000	Bradichansky	D8/99

OTHER PUBLICATIONS

Spyderco Catalog, available before Feb. 27, 2001.
 Camillus Collection Catalog page, available before Feb. 27, 2001.
 Buck Knives Catalog, Odyssey Series, available before Feb. 27, 2001.
 Gerber E-Z-Out Catalog page, available before Feb. 27, 2001.

* cited by examiner

Primary Examiner—Philip S. Hyder
 (74) Attorney, Agent, or Firm—Saidman DesignLaw Group

(56) **References Cited**

U.S. PATENT DOCUMENTS

4,347,665 A	911982	Glesser	301161
5,111,581 A	* 511992	Collins	301161
D379,294 S	511997	Lum	D8/99
D382,189 S	811997	Viele	D8/99
D382,459 S	811997	Khalsa	D8/99
5,689,890 A	111997	Glesser	301340
D387,966 S	121997	Horn	D8/99
D388,150 S	121997	Glesser	D22/118
D389,389 S	111998	Glesser	D8/99
D389,718 S	111998	Wegner	D8/99
5,799,400 A	911998	Glesser	301298.4
D402,524 S	121998	Glesser	D8/99
D403,567 S	111999	Glesser	D8/98
D404,990 S	211999	Zowada	D8/99
D411,790 S	711999	Glesser	D8/99
5,920,935 A	711999	Beck	71128
5,964,036 A	1011999	Centofante	301161

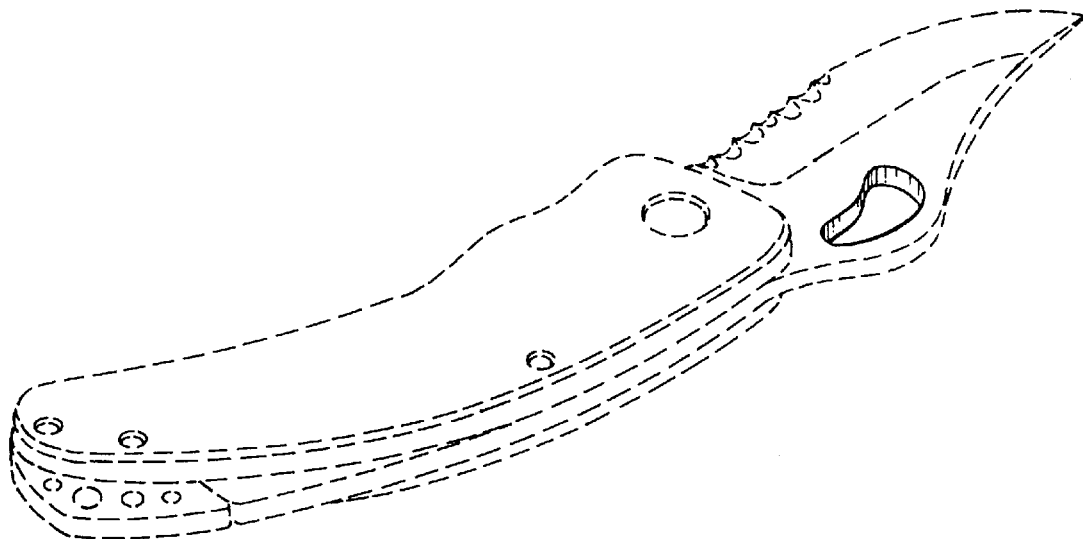
(57) **CLAIM**

The ornamental design for a blade lifter, as shown and described.

DESCRIPTION

FIG. 1 is a perspective view of a blade lifter showing my new design;
 FIG. 2 is a front view thereof, the rear view being a mirror image; and,
 FIG. 3 is a front view of a second embodiment of my design, the rear view being a mirror image.
 The left side, rightside, top, and bottom views are omitted and form no part of the claimed design.
 The dashed lines in FIGS. 1-3 are shown for environmental purposes only and form no part of the claimed design.

1 Claim, 2 Drawing Sheets



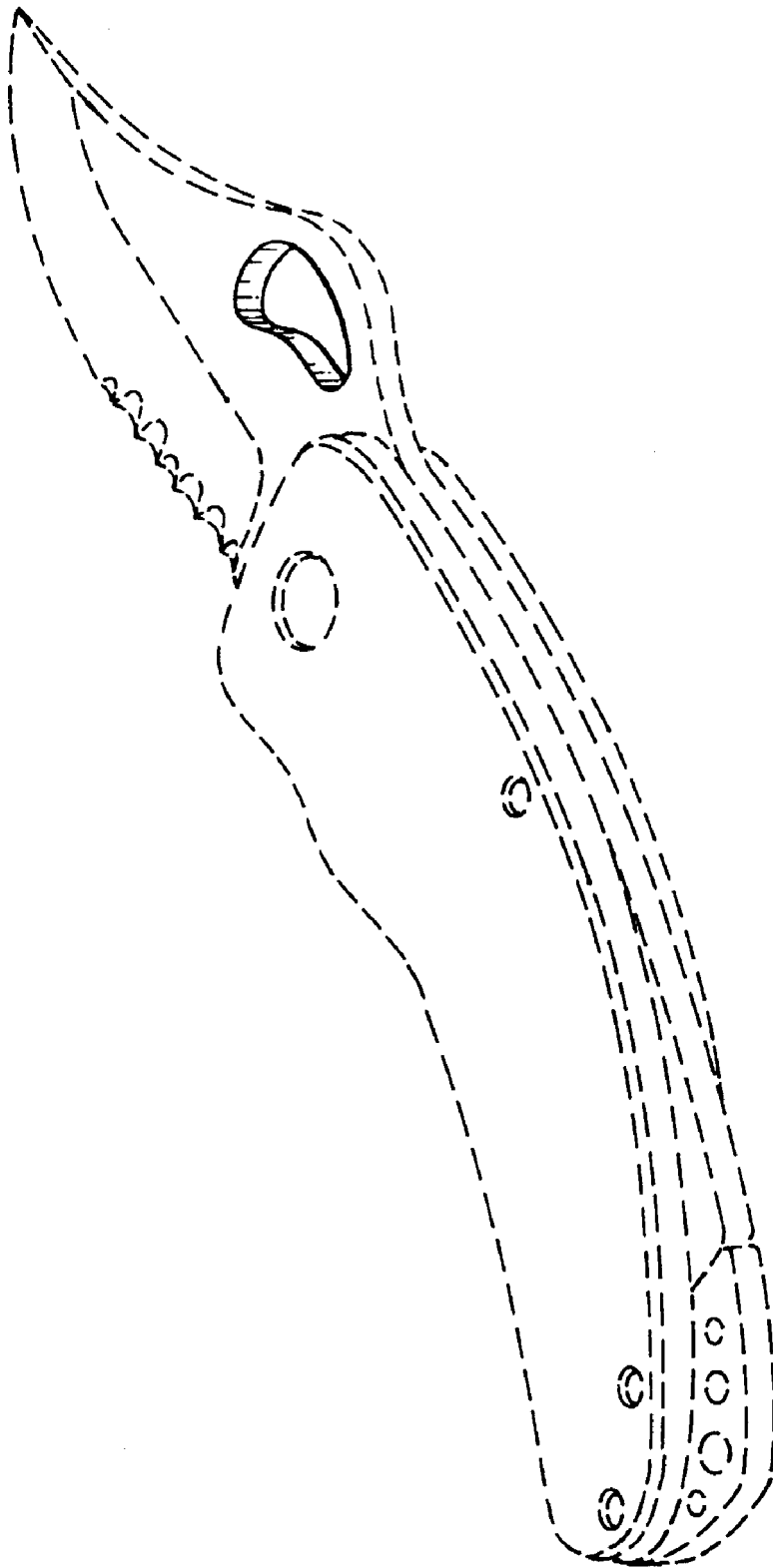


FIG.1

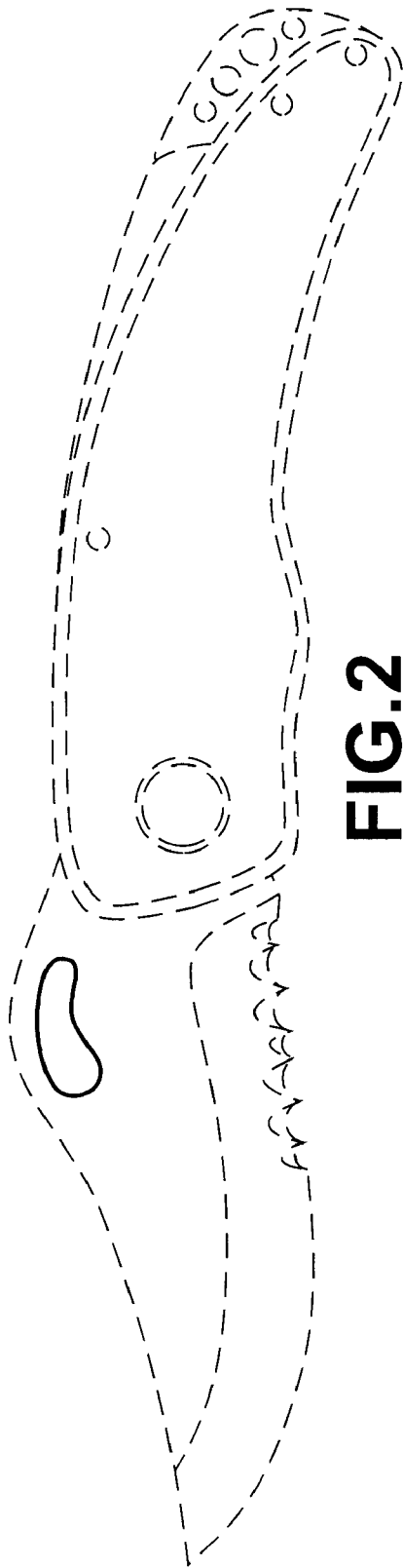


FIG. 2

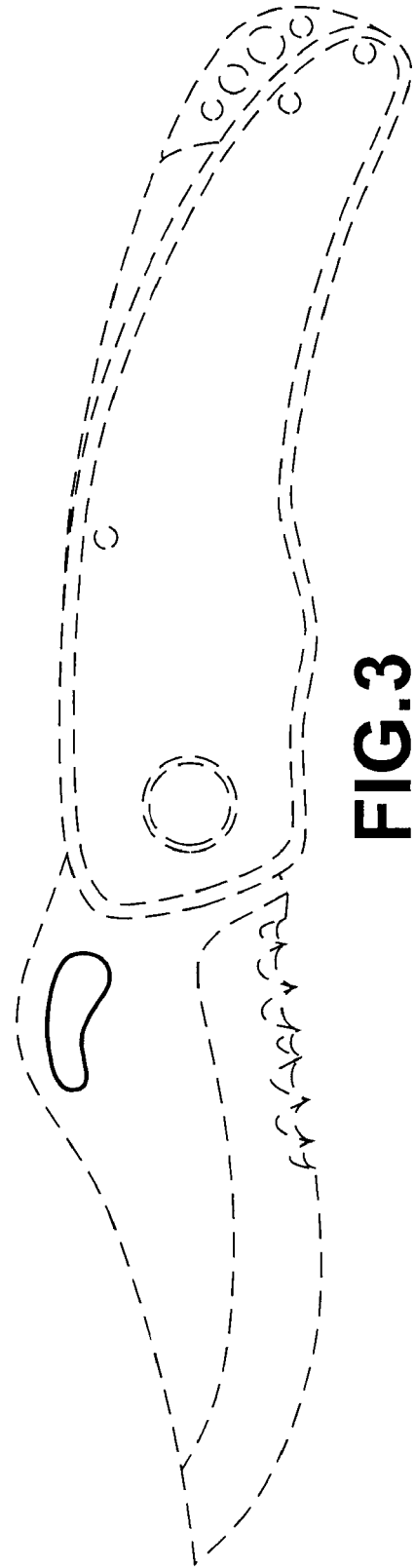


FIG. 3